



# Ken Hall

MADE IN  
BRITAIN

Part of  
Bennie





# CONTENTS PAGE



Ladies Shoes | Page 5 - 9

Ladies Sandals | Page 10

Ladies Boots | Page 11 - 13

Ladies Trainers | Page 14 - 18

Men's Shoes | Page 20 - 24

Men's Boots | Page 25 - 28

Men's Trainers | Page 29 - 34

House Shoes | Page 35

Felt Shoes | Page 36

Flexible Shoes | Page 37

Ladies Size Chart | Page 38 - 39

Men's Size Chart | Page 40 - 41

Lasts | Page 42

Footwear Options | Page 43

Colour Chart | Page 44

Order Form | Page 45







## ABOUT KEN HALL

Ken Hall was established in 1967 and have been supplying high quality orthopaedic footwear to the NHS, HSE and Private orthotics companies for almost 60 years. Our footwear is favoured by patients all across the country as Ken Hall footwear lasts many years, this is because we source the highest quality materials from local leather merchants and component manufactures.

We hand craft 100% of our footwear and insoles at our shoe factory in Northamptonshire, the heart of British shoemaking. We produce both adults and paediatric footwear which include stock, modular and bespoke, we can accept drafts, casts and 3D scans. We can adapt all of our footwear with all sole and heel modifications, caliper straps and sockets, randed raise, goodyear welted and blaked construction. We update our styles regularly to stay in trend but we can also work from styles in other catalogues.

Our team of over 30 highly skilled technicians and shoemakers are not limited to what they can produce. We understand the importance of meeting lead times and working closely with orthotic departments by offering the best possible customer service. We have strict quality control systems in place and have invested heavily in technology, machinery and analytic systems which allow us to maintain our very competitive lead times.

[www.kenhall.co.uk](http://www.kenhall.co.uk)



# ADAPTION SERVICE

All adoptions can be incorporated during manufacture to ensure the appropriate colour match of materials, integrity of construction and quality of finished product.

Non-Standard Specification - All footwear can be manufactured to your individual requirements to a non-standard specification in respect of upper leather, linings, soling, stiffeners, toe-puffs and inlays.



# LADIES | SHOES

## Western

Modern Derby shoe, complete with a stylish fringe and padded collar. Shown in Tan 306 and Light Grey Softy with Microfibre Vamp linings and Straw Quarter linings.



## Southport

Everyday Derby shoe, boasts a hidden padded collar and comes standard with a beige collar and matching thread. Shown in Brown & Navy Nubuck with full Microfibre linings.



## Pandora

Fashionable Derby shoe with a neatly punched vamp, finished with a padded collar. Shown in Black Softy and Brown Nubuck with Microfibre Vamp linings and Straw Quarter linings.





# LADIES | SHOES

## Hemsby

Stylish shoe, Low and Wide openings as standard. Designed with contrast stitch on Quarters and a padded collar. Shown in Tan 304 Calf & Beige Nubuck and Black Calf & Grey Nubuck with Microfibre Vamp linings and Straw Quarter linings.



## Brighton

Pleasing to the eye design with a punched vamp and counter, complete with a padded collar for added comfort. Shown in Pink and Grey Nubuck with Microfibre Vamp linings and Straw Quarter linings.



## Bude

An attractive Derby shoe, comes standard with Suede contrast Quarters and a hidden padded collar. Shown in Black Softy/Suede and Burgundy Softy/Suede with Microfibre Vamp linings and Straw Quarters linings.



# LADIES | SHOES

## Eden



Charming Derby shoe with distinct edging to vamps and quarters, designed with a padded collar as standard. Shown in Burgundy and Black Nubuck with Microfibre Vamp linings and Straw Quarter linings.



## Tiefi



Fashionable Derby shoe comes standard with a hidden collar foam and full Microfibre lining for added comfort. Shown in Light Blue and Sand Nubuck.



## Dover



High style fashion shoe, comes standard with either 2 x eyelets or 1 x  $\frac{3}{4}$  Velcro finished with a padded collar. Shown in French Navy and Red Nubuck.



# LADIES | SHOES

## Parma

Simple Derby shoe with a plain front and padded collars for that added comfort. Shown in Tan 304 and Black Calf with Microfibre Vamp linings and Straw Quarter linings.



## Milano

Simple Derby shoe with Suede aprons as standard and a padded collar for that secure fit. Shown in Grey Softy & Suede and Burgundy Softy & Suede with Microfibre Vamp linings and Straw Quarters.



## Torquay

Formal Oxford style with a punched medallion over the toe complete with a padded collar. Shown in French Navy and Burgundy Nubuck with Microfibre Vamp linings and Straw Quarter linings.





# LADIES | SHOES

## Tenby

New brogue Derby shoe, perfect for casual and formal wear, created with a padded collar for extra comfort. Shown in Light Blue Nubuck and Mid Brown Softee with Microfibre Vamps and Straw Quarter linings.



## Mod Shoe

Modern Derby shoe, complete with padded collar and yellow stitched rand as standard. Shown in Red Softy and Black Calf with Microfibre Vamps and Straw Quarter linings.



**CHOOSE STANDARD OR LOW OPENING AT NO EXTRA COST ON MOD SHOE!!!**

# LADIES | SANDALS

## Carina

Feminine sandal with instep strap and padded collar, great for every occasion. Shown in Beige and Red Nubuck with Pigskin linings.



## Capella

Feminine sandal with instep strap and an eye catching punch design on Vamp and Counter, finished with a padded collar. Shown in Burgundy and Sand Nubuck with Pigskin linings.



## Whitby

Classic T-Bar with an elegant medallion over the toe. Shown in Light Blue and Red Waxy with Pigskin linings.





# LADIES BOOTS



# LADIES | BOOTS

## Venus



Stylish ankle boot with fold over decorative collar. Shown in Tan and Beige Suede with full Microfibre linings.



## Ariel



Contemporary ankle boot comes standard with yellow stitched rand and pull loop to the back of boot. Shown in Flower Multi Suede and Burgundy Softy with Pigskin linings.



## Saturn



Ultramodern panelled boot with a padded collar to support the ankles and ensure a secure and comfortable fit. Shown in Sand Nubuck with Dark Brown collar and Burgundy Nubuck with Black collar, fully lined with Microfibre.





# LADIES | BOOTS

## Newport



Classic boot with padded collar and pull loops, comes standard with 2 x Velcro or lace and buckle. Shown in Black and Tan 304 Calf with Microfibre Vamp linings and Straw Quarter linings.



## Torino



Basic ankle boot, simple yet modern with an attractive padded collar. Shown in Turquoise and Tan 304 Calf with Microfibre Vamp linings and Straw Quarter linings.



## Mod Boot



Classic Derby boot, with a plain vamp and a deep padded collar for comfort, comes standard with yellow stitched rand. Shown in Burgundy Softy and Black Calf with a Microfibre Vamp and Straw Quarter linings.



**CHOOSE STANDARD OR LOW  
OPENING AT NO EXTRA COST  
ON MOD BOOT!!!**

# LADIES TRAINERS





# LADIES | TRAINERS

## Luna



4 Stripe trainer, one of our most popular styles, fully lined in Microfibre and a rubber toe bumper to finish of the look. Shown in Beige Nubuck White stripes, Bugundy Nubuck Grey stripes, and Black Nubuck Black stripes.



## Mercury



Stylish Mesh panelled trainer with padded collars. Shown in Pink Nubuck Silver Mesh and Grey Nubuck Orange Mesh, fully lined in Microfibre.



## Ribble



Stylish panelled trainer, create your own unique look with different materials and colours. Shown in White Softy Blue Mesh and Tan 304 Orange Mesh. Microfibre Vamps and Straw Quarter linings.



# LADIES | TRAINERS

## Skye



One of our newest editions is this simple trainer shoe, perfect for a multitude of occasions. Shown in Tan 306 & Tan 304 panel and White Softy & Navy Softy panel with full Microfibre Linings.



## Selvino



Popular design with one side flash, complete with a hidden padded collar and punched apron. Shown in Navy Suede and Grey Suede with White Leather flash and full Microfibre linings.



## Astrid



Stylish panelled trainer with facing flash and hidden padded collar. Shown in White Softy with Grey Nubuck & Navy Nubuck trim, fully lined with Microfibre.





# LADIES | TRAINERS

Avon

Modern trainer with decorative edging in a mix of Leather and Suede. Shown in White Softy with Navy Suede trim and Red Suede trim, fully lined in Microfibre.



Amari

A new edition to the Ken Hall collection, this stylish panelled trainer, create your own unique look with different materials and colours. Shown in White Leather Softy and Blue and Silver Mesh, fully lined in Microfibre.



Stowe

Ever popular 4 stripe trainer boot, the padded collar ensures a secure fit around the ankle. Shown in White Softy Leather with Tan and Green Suede trim, fully lined in Microfibre.



# LADIES | TRAINERS

## Ashby



Effortlessly cool minimalist trainer design that can work well with every outfit. Styled with a hidden padded collar and rubber foxing strip all round as standard. Shown in Beige, White and Tan Softy. Lined fully with Microfibre.



## Adria



Punched apron 2 stripe trainer boot, complete with padded collar, shown here in White Softy with Tan 304 and Turquoise trim, fully lined with Microfibre.



## Stamford



The most versatile and easiest to wear of all trainers, comfort and style are key in this design, with a hidden padded collar and rubber. Foxing strip all round as standard. Shown in Pink and White Softy. Lined fully with Microfibre.





# OUR HISTORY

Ken Hall himself hailed from a long line of shoemakers, prominent in Northamptonshire from the turn of the last century. His main interest was bespoke footwear and, having made the transition from manufacturing for the high street to the manufacture of orthopaedic footwear in the 1970's, he rapidly gained his reputation for producing practical and functional boots and shoes for people with problem feet.

Hall's staff of four soon expanded and in the mid seventies some of the first off the shelf or modular orthopaedic footwear were developed. The company expanded steadily during the eighties and were producing ranges that included adults, children's footwear, plus a full made – to – measure range.

In 1991, bigger premises were required and we transferred to our current factory, which was constructed as a purpose built shoe factory in 1873. This move allowed for improved production facilities and greater stock holding, thus improving delivery times and service, which we maintain to this day.



# MENS SHOES





# MENS | SHOES


## Leigh



Elegant man's dress shoe with Derby opening and padded collar. Finished off with punching and a decorative edging. Shown in Mid Brown Softy and Brown Suede, and Black Softy and Black Suede with Microfibre Vamp linings and Straw Quarter linings.



## Regent



One of our newest styles, a stunning brogue Derby, great for any occasion and comes standard with a padded collar. Shown in Dark Brown and Tan 304 Leather with Microfibre Vamp linings and Straw Quarter linings.



## Nene



Formal men's dress shoe, complete with brogue detail that flows throughout the upper and boasts a hidden padded collar to keep your feet happy all day long. Shown in Mid Brown Softy and Sandalwood Softy, with Microfibre linings throughout.



# MENS | SHOES

## Ascot

Smart dress shoe with decorative stitch rows to vamps, complete with padded collar. Shown in Mid and Dark Brown Softy with Microfibre Vamp linings and Straw Quarter linings.



## Welland

Plain front 4 eyelet design has slightly wider tabs to allow for easier entry, comes standard with padded collar. Shown in Mid Brown and Black Softy with Microfibre Vamp linings and Straw Quarter linings.



## Arran

Everyday Derby shoe with mock stitched apron, no seams can be felt over the vamp area, complete with a padded collar. Shown in Tan 304 and Beige Softy, with Microfibre Vamp linings and Straw Quarter linings.





# MENS | SHOES

## Spey

Classic Derby style with hidden padded collar. Shown in Tan and Brown Suede with full Microfibre linings.



## Tamar

Traditional brogue shoe with separate toe cap, designed with a padded collar to ensure comfort. Shown in Tan 306 and Tan 304 with Microfibre Vamp linings and Straw Quarter Linings.



## Mersey

Classic Derby shoe with separate toe cap, has a hidden padded collar. Shown in Brown and Black Suede with full Microfibre linings.



# MENS | SHOES

## Dalton

Traditional brogue Derby with separate wing cap and counter, finished with a padded collar. Shown in Black and Mushroom Softy with Microfibre Vamp linings and Straw Quarter linings.



## Purbeck

Popular Derby shoe with plain front and a padded collar. Shown in Tan 306 and Black Softy with Microfibre Vamp linings and Straw Quarter linings.



## Mod Shoe

Modern Derby shoe, complete with padded collar and yellow stitched rand as standard. Shown in Navy & Black Softy with Microfibre Vamps and straw quarter linings.



**CHOOSE STANDARD OR LOW  
OPENING AT NO EXTRA COST  
ON MOD SHOE!!!**



# MENS BOOTS



# MENS | BOOTS

## Pembroke

Plain front boot with deep padded collars. Shown in Tan 304 and Mid Brown Leather with Microfibre Vamp linings and Straw Quarter linings.



## Braemar

Modern boot with brogue punching across the vamps, has deep padded collars for comfort and a secure fit. Shown in Burgundy and Black Softy with Microfibre Vamp linings and Straw Quarter linings.



## Cullin

Classic hiker style boot with deep padded collars and decorative stitching to Quarters. Shown in Brown and Green Waxy with full Microfibre linings.





# MENS | BOOTS

## Kennett



Stylish brogue boot with separate wing cap and pull on loop to back. Shown in Tan 306 and Tan 304 Microfibre Vamp linings and Straw Quarter linings. Please state which soling is required.



## Neptune



Modern Derby boot with separate counter and padded collar. Shown in Black and Brown Grain with full Microfibre linings.



## Titan



Contemporary boot with mock stitching to facing and counter, comes with yellow stitched rand as standard. Shown in Black and Burgundy Softy with full Pigskin lining.




# MENS | BOOTS



## Severn

Stylish dress boot with brogue punching to vamps and quarters. Shown in Black and Mushroom Softy with Microfibre Vamp linings and Straw Quarter linings.



## Mod Boot

Classic Derby boot, with a plain vamp and a deep padded collar for comfort, comes standard with yellow stitched rand. Shown in Mid Brown and Dark Brown Softy with a Microfibre Vamp and straw Quarter linings.



**CHOOSE STANDARD OR LOW OPENING AT NO EXTRA COST ON MOD BOOT!!!**



# MENS TRAINERS



# MENS | TRAINERS

## Oakley

4 Stripe trainer, one of our most popular styles, with a rubber toe bumper to finish the look. Shown in Black, Sand and Navy Nubuck with Black & White Softy stripes, fully lined in Microfibre.



## Darent

Classic trainer with a low opening as standard. Has punched detail on the sides and a Suede back tab. Shown in White Softy & Tan and Navy Suede, fully lined in Microfibre.



## Weekley

Our ever popular trainer shoe with punched aprons and wide lacing for ease of entry, complete with a padded collar. Shown in Black Softy and Suede and Burgundy Softy and Suede with Microfibre Vamps and Pigskin Quarter linings.





# MENS | TRAINERS


## Skye



One of our newest editions is this simple trainer shoe, perfect for a multitude of occasions. Shown in Tan 306 & Tan 304 panel and White Softy & Navy Softy panel with full Microfibre Linings.



## Mars



Stylish Mesh panelled trainer, with padded collars. Shown in Navy Nubuck Blue Mesh & Grey Nubuck White Mesh, with full Microfibre linings.



## Astrid



Stylish panelled trainer with facing flash and hidden padded collar. Shown in White Softy with Navy Nubuck & Grey Nubuck trim, with full Microfibre linings.



# MENS | TRAINERS

## Avon

Modern trainer with decorative edging in a mix of Leather and Suede. Shown in White Softy with Navy Suede trim and Red Suede Trim, fully lined in Microfibre.



## Amari

A new edition to the Ken Hall collection, this stylish panelled trainer, create your own unique look with different materials and colours. Shown in White Leather Softy and Blue and Silver Mesh, fully lined in Microfibre.



## Stowe

Ever Popular 4 stripe trainer boot, the padded collar ensures a secure fit around the ankle. Shown in White Softy Leather with Tan and Green Suede trim, fully lined in Microfibre.





# MENS | TRAINERS

## Ribble



Stylish panelled trainer, create your own unique look with different materials and colours. Shown in Navy Softy Silver Mesh & Black Softy Orange Mesh. Fully lined in Microfibre.



## Whitman



Basic trainer boot with Mesh padded collars. Shown in Grey Nubuck with Orange Mesh and Sand Nubuck with Blue Mesh. Fully lined in Microfibre.



## Warkton



A timeless classic, this trainer boot gives support around the ankles due to its large padded collar and looks great in the Leather Suede mix. Shown here in Beige Softy/Beige Suede trim and Grey Softy/Grey Suede trim, with a Microfibre Vamp and Pigskin Quarter linings.



# MENS | TRAINERS

## Ashby

Effortlessly cool minimalist trainer design that can work well with every outfit. Styled with a hidden padded collar and rubber foxing strip all round as standard. Shown in Black, White and Tan 304 Softy. Lined fully with Microfibre.



## Stamford

The most versatile and easiest to wear of all trainers, comfort and style are key in this design, with a hidden padded collar and rubber. Foxing strip all round as standard. Shown in White, Dark Grey and Tan 306 Softy. Lined fully with Microfibre.





# SHEARLING LINED HOUSE SHOES & BOOTS

## Cam



Shown here in Red and Tan Suede.  
Lined with Black Shearling.



## Tyne



Shown here in Navy and Burgundy Suede.  
Lined with Black Shearling.



AVAILABLE IN  
DOUBLE OR  
SINGLE STRAPS

## Yar



Shown here in Green and Black Suede.  
Lined in Black Shearling.



AVAILABLE IN  
DOUBLE OR  
SINGLE STRAPS

## Aire



Shown here in Brown and Beige Suede.  
Lined in White Shearling.



AVAILABLE IN  
DOUBLE OR  
SINGLE STRAPS

# UNLINED FELT SHOE & BOOTS

Key properties of our wool felt unlined shoes and boots:

- Resilient.
- Wear resistance.
- Does not ravel or fray.
- Natural and renewable resource.
- Anti-Microbial.
- Superior thermal insulating properties.

BLACK  
FELT





# FLEXIBLE NEOPRENE

Neoprene can be incorporated into most of our designs to allow maximum accommodation.

## PERFECT FOR THAT EXTRA FLEXIBILITY

Neoprene material has a good water resistance and maintains flexibility when subject to a wide range of temperatures. Therefore, it is able to resist degradation from ozone, sunlight, oxidation, sand, snow, and dust – essentially all weather conditions.

**Below are a few sample ideas:**

You can have the full Flex design for great elasticity over the forepart of your foot.



---

Or you can opt for Flex aprons/panels to target problem areas only



# SIZING CHART | LADIES

## Carewear Standard & Carewear Pro-Fit Lasts

### Narrow

Size	Joint Width	Joint Circumference	Instep Circumference	Toe Height Min/Max	Heel Width
1	78mm	177 – 201mm	170 – 194mm	21-33mm	52
1 1/2	79mm	180 – 204mm	173 – 197mm	21-33mm	53
2	80mm	183 – 207mm	176 – 200mm	22-34mm	54
2 1/2	81mm	186 – 210mm	179 – 203mm	22-34mm	54
3	82mm	189 – 213mm	182 – 206mm	23-35mm	55
3 1/2	83mm	193 – 217mm	186 – 210mm	23-35mm	56
4	84mm	196 – 220mm	189 – 213mm	24-36mm	57
4 1/2	85mm	199 – 223mm	192 – 216mm	25-37mm	57
5	86mm	203 – 227mm	196 – 220mm	25-37mm	58
5 1/2	87mm	206 – 230mm	199 – 223mm	26-38mm	59
6	88mm	210 – 234mm	202 – 226mm	26-38mm	60
6 1/2	89mm	213 – 237mm	205 – 229mm	27-39mm	60
7	90mm	216 – 240mm	208 – 232mm	27-39mm	61
7 1/2	91mm	219 – 243mm	211 – 235mm	28-40mm	62
8	92mm	222 – 246mm	214 – 238mm	28-40mm	63
8 1/2	93mm	225 – 249mm	217 – 241mm	29-41mm	63
9	94mm	229 – 253mm	221 – 245mm	29-41mm	64
9 1/2	95mm	232 – 256mm	224 – 248mm	30-42mm	65
10	96mm	235 – 259mm	227 – 251mm	30-42mm	66

### Wide

Size	Joint Width	Joint Circumference	Instep Circumference	Toe Height Min/Max	Heel Width
1	83mm	194 – 218mm	188 – 212mm	24-36mm	53
1 1/2	84mm	198 – 222mm	191 – 215mm	24-36mm	54
2	85mm	201 – 225mm	194 – 218mm	25-37mm	55
2 1/2	86mm	204 – 228mm	198 – 222mm	25-37mm	55
3	87mm	208 – 232mm	201 – 225mm	26-38mm	56
3 1/2	88mm	211 – 235mm	204 – 228mm	26-38mm	57
4	89mm	214 – 238mm	207 – 231mm	27-39mm	58
4 1/2	90mm	217 – 241mm	210 – 234mm	28-40mm	58
5	91mm	220 – 244mm	214 – 238mm	28-40mm	59
5 1/2	92mm	223 – 247mm	217 – 241mm	29-41mm	60
6	93mm	227 – 251mm	220 – 244mm	29-41mm	61
6 1/2	94mm	230 – 254mm	223 – 247mm	30-42mm	61
7	95mm	234 – 258mm	227 – 251mm	30-42mm	62
7 1/2	96mm	237 – 261mm	230 – 254mm	31-43mm	63
8	97mm	241 – 265mm	234 – 258mm	31-43mm	64
8 1/2	98mm	244 – 268mm	237 – 261mm	32-44mm	64
9	99mm	247 – 271mm	240 – 264mm	32-44mm	65
9 1/2	100mm	250 – 274mm	243 – 267mm	33-45mm	66
10	101mm	253 – 277mm	246 – 270mm	33-45mm	67

### Very Wide

Size	Joint Width	Joint Circumference	Instep Circumference	Toe Height Min/Max	Heel Width
1	88mm	211 – 235mm	202 – 226mm	26-38mm	54
1 1/2	89mm	214 – 238mm	205 – 229mm	27-39mm	55
2	90mm	217 – 241mm	208 – 232mm	27-39mm	56
2 1/2	91mm	220 – 244mm	211 – 235mm	28-40mm	56
3	92mm	223 – 247mm	215 – 239mm	28-40mm	57
3 1/2	93mm	226 – 250mm	218 – 242mm	29-41mm	58
4	94mm	229 – 253mm	221 – 245mm	29-41mm	59
4 1/2	95mm	232 – 256mm	224 – 248mm	30-42mm	59
5	96mm	235 – 259mm	228 – 252mm	30-42mm	60
5 1/2	97mm	238 – 262mm	231 – 255mm	31-43mm	61
6	98mm	242 – 266mm	234 – 258mm	31-43mm	62
6 1/2	99mm	245 – 269mm	237 – 261mm	32-44mm	62
7	100mm	249 – 273mm	241 – 265mm	32-44mm	63
7 1/2	101mm	252 – 276mm	244 – 268mm	33-45mm	64
8	102mm	256 – 280mm	248 – 272mm	33-45mm	65
8 1/2	103mm	260 – 284mm	252 – 276mm	34-46mm	65
9	104mm	263 – 287mm	255 – 279mm	34-46mm	66
9 1/2	105mm	266 – 290mm	258 – 282mm	35-47mm	67
10	106mm	269 – 293mm	261 – 285mm	35-47mm	68

### Super Wide

Size	Joint Width	Joint Circumference	Instep Circumference	Toe Height Min/Max	Heel Width
1	93mm	227 – 251mm	214 – 238mm	27-39mm	55
1 1/2	94mm	230 – 254mm	217 – 241mm	28-40mm	56
2	95mm	233 – 257mm	220 – 244mm	28-40mm	57
2 1/2	96mm	236 – 260mm	223 – 247mm	29-41mm	57
3	97mm	239 – 263mm	226 – 250mm	29-41mm	58
3 1/2	98mm	242 – 266mm	229 – 253mm	30-42mm	59
4	99mm	245 – 269mm	233 – 257mm	30-42mm	60
4 1/2	100mm	248 – 272mm	236 – 260mm	31-43mm	60
5	101mm	251 – 275mm	240 – 264mm	31-43mm	61
5 1/2	102mm	254 – 278mm	243 – 267mm	32-44mm	62
6	103mm	258 – 282mm	246 – 270mm	32-44mm	63
6 1/2	104mm	261 – 285mm	249 – 273mm	33-45mm	63
7	105mm	264 – 288mm	252 – 276mm	33-45mm	64
7 1/2	106mm	267 – 291mm	255 – 279mm	34-46mm	65
8	107mm	271 – 295mm	258 – 282mm	34-46mm	66
8 1/2	108mm	274 – 298mm	261 – 285mm	35-47mm	66
9	109mm	277 – 302mm	264 – 288mm	35-47mm	67
9 1/2	110mm	281 – 305mm	268 – 292mm	36-48mm	68
10	111mm	284 – 309mm	271 – 295mm	36-48mm	69

The above charts refer to our standard lasts.  
Pro-Fit Shallow Toe Last - reduce toe depth by 6mm



# SIZING CHART | LADIES

## Carewear Extra Deep Lasts (Extra 6mm Deeper)

### Narrow & Extra Deep

Size	Joint Width	Joint Circumference	Instep Circumference	Toe Height Min/Max	Heel Width
1	78mm	189 - 213mm	182 - 205mm	27-39mm	52
1 1/2	79mm	192 - 216mm	185 - 209mm	27-39mm	53
2	80mm	195 - 219mm	188 - 212mm	28-40mm	54
2 1/2	81mm	198 - 222mm	191 - 215mm	28-40mm	54
3	82mm	201 - 225mm	194 - 218mm	29-41mm	55
3 1/2	83mm	205 - 229mm	198 - 222mm	29-41mm	56
4	84mm	208 - 232mm	210 - 225mm	30-42mm	57
4 1/2	85mm	211 - 235mm	204 - 228mm	31-43mm	57
5	86mm	215 - 239mm	208 - 232mm	31-43mm	58
5 1/2	87mm	218 - 242mm	211 - 235mm	32-44mm	59
6	88mm	222 - 246mm	214 - 238mm	32-44mm	60
6 1/2	89mm	225 - 249mm	217 - 241mm	33-45mm	60
7	90mm	228 - 252mm	220 - 244mm	33-45mm	61
7 1/2	91mm	231 - 255mm	223 - 247mm	34-46mm	62
8	92mm	234 - 258mm	226 - 250mm	34-46mm	63
8 1/2	93mm	237 - 261mm	229 - 253mm	35-47mm	63
9	94mm	241 - 265mm	233 - 257mm	35-47mm	64
9 1/2	95mm	244 - 268mm	236 - 260mm	36-48mm	65
10	96mm	247 - 271mm	239 - 263mm	36-48mm	66

### Wide & Extra Deep

Size	Joint Width	Joint Circumference	Instep Circumference	Toe Height Min/Max	Heel Width
1	83mm	206 - 230mm	200 - 224mm	30-42mm	53
1 1/2	84mm	210 - 234mm	203 - 227mm	30-42mm	54
2	85mm	213 - 237mm	206 - 230mm	31-43mm	55
2 1/2	86mm	216 - 240mm	210 - 234mm	31-43mm	55
3	87mm	220 - 244mm	213 - 237mm	32-44mm	56
3 1/2	88mm	223 - 247mm	216 - 240mm	32-44mm	57
4	89mm	226 - 250mm	219 - 243mm	33-46mm	58
4 1/2	90mm	229 - 253mm	222 - 246mm	34-45mm	58
5	91mm	232 - 256mm	226 - 250mm	34-45mm	59
5 1/2	92mm	235 - 259mm	229 - 253mm	35-47mm	60
6	93mm	239 - 263mm	232 - 256mm	35-47mm	61
6 1/2	94mm	242 - 266mm	235 - 259mm	36-48mm	61
7	95mm	246 - 270mm	239 - 263mm	36-48mm	62
7 1/2	96mm	249 - 273mm	242 - 266mm	37-49mm	63
8	97mm	253 - 277mm	246 - 270mm	37-49mm	64
8 1/2	98mm	256 - 280mm	249 - 273mm	38-50mm	64
9	99mm	259 - 283mm	252 - 276mm	38-50mm	65
9 1/2	100mm	262 - 286mm	255 - 279mm	39-51mm	66
10	101mm	265 - 289mm	258 - 282mm	39-51mm	67

### Very Wide & Extra Deep

Size	Joint Width	Joint Circumference	Instep Circumference	Toe Height Min/Max	Heel Width
1	88mm	223 - 247mm	214 - 238mm	32-44mm	54
1 1/2	89mm	226 - 250mm	217 - 241mm	33-45mm	55
2	90mm	229 - 253mm	220 - 244mm	33-45mm	56
2 1/2	91mm	232 - 256mm	223 - 247mm	34-46mm	56
3	92mm	235 - 259mm	227 - 251mm	34-46mm	57
3 1/2	93mm	238 - 262mm	230 - 254mm	35-47mm	58
4	94mm	241 - 265mm	233 - 257mm	35-47mm	59
4 1/2	95mm	244 - 268mm	236 - 260mm	36-48mm	59
5	96mm	247 - 271mm	240 - 264mm	36-48mm	60
5 1/2	97mm	250 - 274mm	243 - 267mm	37-49mm	61
6	98mm	254 - 278mm	246 - 270mm	37-49mm	62
6 1/2	99mm	257 - 281mm	249 - 273mm	38-50mm	62
7	100mm	261 - 285mm	253 - 277mm	38-50mm	63
7 1/2	101mm	264 - 288mm	256 - 280mm	39-51mm	64
8	102mm	268 - 292mm	260 - 284mm	39-51mm	65
8 1/2	103mm	272 - 296mm	264 - 288mm	40-51mm	65
9	104mm	275 - 299mm	267 - 291mm	40-52mm	66
9 1/2	105mm	278 - 302mm	270 - 294mm	41-53mm	67
10	106mm	281 - 305mm	273 - 297mm	41-53mm	68

### Super Wide & Extra Deep

Size	Joint Width	Joint Circumference	Instep Circumference	Toe Height Min/Max	Heel Width
1	93mm	239 - 263mm	226 - 250mm	33-45mm	55
1 1/2	94mm	242 - 266mm	229 - 253mm	34-46mm	56
2	95mm	245 - 269mm	232 - 256mm	34-46mm	57
2 1/2	96mm	248 - 272mm	235 - 259mm	35-47mm	57
3	97mm	251 - 275mm	238 - 262mm	35-47mm	58
3 1/2	98mm	254 - 278mm	241 - 265mm	36-48mm	59
4	99mm	257 - 281mm	245 - 269mm	36-48mm	60
4 1/2	100mm	260 - 284mm	248 - 272mm	37-49mm	60
5	101mm	263 - 287mm	252 - 276mm	37-49mm	61
5 1/2	102mm	266 - 290mm	255 - 279mm	38-50mm	62
6	103mm	270 - 294mm	258 - 282mm	38-50mm	63
6 1/2	104mm	273 - 297mm	261 - 285mm	39-51mm	63
7	105mm	276 - 300mm	264 - 288mm	39-51mm	64
7 1/2	106mm	279 - 303mm	267 - 291mm	40-52mm	65
8	107mm	283 - 307mm	270 - 294mm	40-52mm	66
8 1/2	108mm	286 - 310mm	273 - 297mm	41-53mm	66
9	109mm	280 - 313mm	276 - 300mm	41-53mm	67
9 1/2	110mm	293 - 317mm	280 - 304mm	42-54mm	68
10	111mm	296 - 320mm	283 - 307mm	42-54mm	69

# SIZING CHART | MENS

## Carewear Standard & Carewear Pro-Fit Lasts

### Narrow

Size	Joint Width	Joint Circumference	Instep Circumference	Toe Height Min/Max	Heel Width
4	85mm	205 – 229mm	200 – 223mm	23-35mm	58
4 1/2	86mm	208 - 232mm	203 - 227mm	23-35mm	59
5	87mm	211 – 235mm	206 – 230mm	24-36mm	60
5 1/2	88mm	214 - 238mm	209 - 233mm	24-36mm	60
6	89mm	217 – 241mm	212 – 236mm	25-37mm	61
6 1/2	90mm	220 - 244mm	214 - 238mm	25-37mm	62
7	91mm	224 – 248mm	217 – 241mm	25-37mm	63
7 1/2	92mm	227 - 251mm	220 - 244mm	25-37mm	64
8	93mm	231 – 255mm	223 – 247mm	26-38mm	64
8 1/2	94mm	234 - 258mm	226 - 250mm	27-39mm	65
9	95mm	238 – 262mm	229 – 253mm	27-39mm	66
9 1/2	96mm	241 - 265mm	232 - 256mm	27-39mm	67
10	97mm	245 – 269mm	236 – 260mm	28-40mm	68
10 1/2	98mm	248 - 272mm	239 - 263mm	28-40mm	68
11	99mm	251 – 275mm	242 – 266mm	29-41mm	69
11 1/2	100mm	254 - 278mm	245 - 269mm	29-41mm	70
12	101mm	258 – 282mm	248 – 272mm	29-41mm	71
12 1/2	102mm	261 - 285mm	250 - 274mm	30-42mm	72
13	103mm	265 – 289mm	253 – 277mm	30-42mm	72
13 1/2	104mm	268 - 292mm	255 - 279mm	31-43mm	73
14	105mm	272 – 296mm	258 – 282mm	31-43mm	74

### Wide

Size	Joint Width	Joint Circumference	Instep Circumference	Toe Height Min/Max	Heel Width
4	91mm	219 – 243mm	214 – 238mm	26-38mm	59
4 1/2	92mm	222 - 246mm	217 - 241mm	26-38mm	60
5	93mm	225 – 249mm	220 – 244mm	27-39mm	61
5 1/2	94mm	228 - 252mm	223 - 247mm	27-39mm	61
6	95mm	231 – 255mm	226 – 250mm	28-40mm	62
6 1/2	96mm	234 - 258mm	228 - 252mm	28-40mm	63
7	97mm	238 – 262mm	231 – 255mm	28-40mm	64
7 1/2	98mm	241 - 265mm	234 - 258mm	29-41mm	65
8	99mm	245 – 269mm	237 – 261mm	29-41mm	65
8 1/2	100mm	248 - 272mm	239 - 262mm	30-42mm	66
9	101mm	251 – 275mm	242 – 266mm	30-42mm	67
9 1/2	102mm	254 - 278mm	245 - 269mm	30-42mm	68
10	103mm	258 – 282mm	248 – 272mm	31-43mm	69
10 1/2	104mm	261 - 285mm	250 - 274mm	31-43mm	69
11	105mm	265 – 289mm	253 – 277mm	32-44mm	70
11 1/2	106mm	268 - 292mm	255 - 279mm	32-44mm	71
12	107mm	272 – 296mm	258 – 282mm	32-44mm	72
12 1/2	108mm	275 - 299mm	261 - 285mm	33-45mm	73
13	109mm	278 – 302mm	264 – 288mm	33-45mm	73
13 1/2	110mm	280 - 304mm	266 - 290mm	34-46mm	74
14	111mm	283 – 307mm	269 – 293mm	34-46mm	75

### Very Wide

Size	Joint Width	Joint Circumference	Instep Circumference	Toe Height Min/Max	Heel Width
4	97mm	234 - 258mm	228 - 252mm	28-40mm	60
4 1/2	98mm	237 - 251mm	231 - 255mm	28-40mm	60
5	99mm	240 - 264mm	234 - 258mm	29-41mm	61
5 1/2	100mm	243 - 267mm	237 - 261mm	29-41mm	62
6	101mm	246 - 270mm	240 - 264mm	30-42mm	62
6 1/2	102mm	249 - 273mm	242 - 266mm	30-42mm	63
7	103mm	253 - 277mm	245 - 269mm	30-42mm	64
7 1/2	104mm	257 - 281mm	248 - 272mm	31-43mm	65
8	105mm	261 - 285mm	251 - 275mm	31-43mm	66
8 1/2	106mm	264 - 288mm	253 - 277mm	32-44mm	66
9	107mm	268 - 292mm	256 - 280mm	32-44mm	67
9 1/2	108mm	271 - 295mm	258 - 282mm	33-45mm	68
10	109mm	274 - 298mm	261 - 285mm	33-45mm	69
10 1/2	110mm	277 - 301mm	264 - 288mm	34-46mm	70
11	111mm	280 - 304mm	267 - 291mm	34-46mm	71
11 1/2	112mm	283 - 307mm	269 - 293mm	35-47mm	72
12	113mm	287 - 311mm	272 - 296mm	35-47mm	73
12 1/2	114mm	290 - 314mm	275 - 299mm	36-48mm	74
13	115mm	294 - 318mm	278 - 302mm	36-48mm	75
13 1/2	116mm	298 - 322mm	281 - 305mm	37-49mm	76
14	117mm	302 - 326mm	284 - 308mm	37-49mm	77

### Super Wide

Size	Joint Width	Joint Circumference	Instep Circumference	Toe Height Min/Max	Heel Width
4	103mm	249 - 273mm	242 - 266mm	29-41mm	61
4 1/2	104mm	252 - 276mm	245 - 269mm	29-41mm	62
5	105mm	255 - 279mm	248 - 272mm	30-42mm	62
5 1/2	106mm	258 - 282mm	251 - 275mm	30-42mm	63
6	107mm	261 - 285mm	254 - 278mm	31-43mm	64
6 1/2	108mm	264 - 288mm	256 - 280mm	31-43mm	65
7	109mm	268 - 292mm	259 - 283mm	31-43mm	66
7 1/2	110mm	272 - 296mm	262 - 286mm	32-44mm	67
8	111mm	276 - 300mm	265 - 289mm	32-44mm	68
8 1/2	112mm	280 - 304mm	267 - 291mm	33-45mm	68
9	113mm	284 - 308mm	270 - 294mm	33-45mm	69
9 1/2	114mm	287 - 311mm	273 - 297mm	34-46mm	70
10	115mm	290 - 314mm	276 - 300mm	34-46mm	71
10 1/2	116mm	293 - 317mm	278 - 302mm	35-47mm	72
11	117mm	296 - 320mm	281 - 305mm	36-48mm	73
11 1/2	118mm	299 - 323mm	283 - 307mm	36-48mm	74
12	119mm	302 - 326mm	286 - 310mm	37-49mm	74
12 1/2	120mm	305 - 329mm	288 - 312mm	38-50mm	75
13	121mm	308 - 332mm	290 - 314mm	38-50mm	76
13 1/2	122mm	311 - 335mm	293 - 317mm	39-51mm	77
14	123mm	314 - 338mm	295 - 319mm	39-51mm	78

The above charts refer to our standard lasts. Pro-Fit Shallow Toe Last - reduce toe depth by 6mm



# SIZING CHART | MENS

## Carewear Extra Deep Lasts (Extra 6mm Deeper)

### Narrow & Extra Deep

Size	Joint Width	Joint Circumference	Instep Circumference	Toe Height Min/Max	Heel Width
4	85mm	217 - 241mm	212 - 236mm	29-41mm	58
4 1/2	86mm	220 - 244mm	215 - 239mm	29-41mm	59
5	87mm	223 - 247mm	218 - 242mm	30-42mm	60
5 1/2	88mm	226 - 250mm	221 - 245mm	30-42mm	60
6	89mm	229 - 253mm	224 - 248mm	31-43mm	61
6 1/2	90mm	232 - 256mm	226 - 250mm	31-43mm	62
7	91mm	236 - 260mm	229 - 253mm	31-43mm	63
7 1/2	92mm	239 - 263mm	232 - 255mm	32-44mm	64
8	93mm	243 - 267mm	235 - 259mm	32-44mm	64
8 1/2	94mm	246 - 270mm	238 - 262mm	33-45mm	65
9	95mm	250 - 274mm	241 - 265mm	33-45mm	66
9 1/2	96mm	253 - 277mm	244 - 268mm	33-45mm	67
10	97mm	257 - 277mm	248 - 272mm	34-46mm	68
10 1/2	98mm	260 - 284mm	251 - 275mm	34-46mm	68
11	99mm	263 - 287mm	254 - 278mm	35-47mm	69
11 1/2	100mm	266 - 290mm	257 - 281mm	35-47mm	70
12	101mm	270 - 294mm	260 - 284mm	35-47mm	71
12 1/2	102mm	273 - 297mm	262 - 285mm	36-48mm	72
13	103mm	277 - 301mm	265 - 289mm	36-48mm	72
13 1/2	104mm	280 - 304mm	267 - 291mm	37-49mm	73
14	105mm	284 - 308mm	270 - 294mm	37-49mm	74

### Wide & Extra Deep

Size	Joint Width	Joint Circumference	Instep Circumference	Toe Height Min/Max	Heel Width
4	91mm	231 - 255mm	226 - 250mm	32-44mm	59
4 1/2	92mm	234 - 258mm	229 - 253mm	32-44mm	60
5	93mm	237 - 261mm	232 - 256mm	33-45mm	61
5 1/2	94mm	240 - 264mm	235 - 259mm	33-45mm	61
6	95mm	243 - 267mm	238 - 262mm	34-46mm	62
6 1/2	96mm	246 - 270mm	240 - 264mm	34-46mm	63
7	97mm	250 - 274mm	243 - 267mm	34-46mm	64
7 1/2	98mm	253 - 277mm	246 - 270mm	35-47mm	65
8	99mm	257 - 281mm	249 - 273mm	35-47mm	65
8 1/2	100mm	260 - 284mm	251 - 275mm	36-48mm	66
9	101mm	263 - 287mm	254 - 278mm	36-48mm	67
9 1/2	102mm	266 - 290mm	257 - 281mm	36-48mm	68
10	103mm	270 - 294mm	260 - 284mm	37-49mm	69
10 1/2	104mm	273 - 297mm	262 - 285mm	37-49mm	69
11	105mm	277 - 301mm	265 - 289mm	38-50mm	70
11 1/2	106mm	280 - 304mm	267 - 291mm	38-50mm	71
12	107mm	284 - 308mm	270 - 294mm	38-50mm	72
12 1/2	108mm	287 - 311mm	273 - 297mm	39-51mm	73
13	109mm	290 - 314mm	276 - 300mm	39-51mm	73
13 1/2	110mm	293 - 317mm	278 - 302mm	40-52mm	74
14	111mm	296 - 320mm	281 - 305mm	40-52mm	75

### Very Wide & Extra Deep

Size	Joint Width	Joint Circumference	Instep Circumference	Toe Height Min/Max	Heel Width
4	97mm	246 - 270mm	240 - 264mm	34-46mm	60
4 1/2	98mm	249 - 273mm	243 - 267mm	34-46mm	60
5	99mm	252 - 276mm	246 - 270mm	35-47mm	61
5 1/2	100mm	255 - 279mm	249 - 273mm	35-47mm	62
6	101mm	258 - 282mm	252 - 276mm	36-48mm	62
6 1/2	102mm	261 - 285mm	254 - 278mm	36-48mm	63
7	103mm	265 - 289mm	257 - 281mm	36-48mm	64
7 1/2	104mm	269 - 293mm	260 - 284mm	37-49mm	65
8	105mm	273 - 297mm	263 - 287mm	37-49mm	66
8 1/2	106mm	276 - 300mm	265 - 289mm	38-50mm	66
9	107mm	280 - 304mm	268 - 292mm	38-50mm	67
9 1/2	108mm	283 - 307mm	270 - 294mm	39-51mm	68
10	109mm	286 - 310mm	273 - 297mm	39-51mm	69
10 1/2	110mm	289 - 313mm	276 - 300mm	40-52mm	70
11	111mm	292 - 316mm	279 - 303mm	40-52mm	71
11 1/2	112mm	295 - 319mm	281 - 305mm	41-53mm	72
12	113mm	299 - 323mm	284 - 308mm	41-53mm	73
12 1/2	114mm	303 - 327mm	287 - 311mm	42-54mm	74
13	115mm	307 - 331mm	290 - 314mm	42-54mm	75
13 1/2	116mm	311 - 335mm	293 - 317mm	43-55mm	76
14	117mm	314 - 338mm	296 - 320mm	43-55mm	77

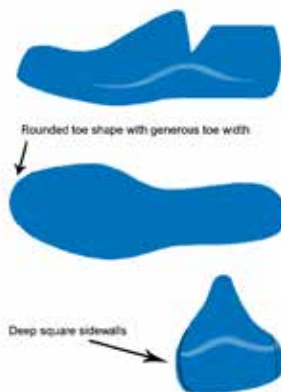
### Super Wide & Extra Deep

Size	Joint Width	Joint Circumference	Instep Circumference	Toe Height Min/Max	Heel Width
4	103mm	261 - 285mm	254 - 278mm	35-47mm	61
4 1/2	104mm	264 - 288mm	257 - 281mm	35-47mm	62
5	105mm	270 - 294mm	260 - 284mm	36-48mm	62
5 1/2	106mm	270 - 294mm	263 - 287mm	36-48mm	63
6	107mm	273 - 297mm	266 - 290mm	37-49mm	64
6 1/2	108mm	276 - 300mm	268 - 292mm	37-49mm	65
7	109mm	280 - 304mm	271 - 295mm	37-49mm	66
7 1/2	110mm	284 - 308mm	274 - 298mm	38-50mm	67
8	111mm	288 - 312mm	277 - 301mm	38-50mm	68
8 1/2	112mm	292 - 316mm	279 - 303mm	39-51mm	68
9	113mm	296 - 320mm	282 - 306mm	39-51mm	69
9 1/2	114mm	299 - 223mm	285 - 309mm	40-52mm	70
10	115mm	302 - 326mm	288 - 312mm	40-52mm	71
10 1/2	116mm	305 - 329mm	290 - 314mm	41-53mm	72
11	117mm	308 - 332mm	293 - 317mm	42-54mm	73
11 1/2	118mm	311 - 335mm	295 - 319mm	42-54mm	74
12	119mm	314 - 338mm	298 - 322mm	43-55mm	74
12 1/2	120mm	317 - 341mm	300 - 324mm	44-56mm	75
13	121mm	320 - 344mm	303 - 327mm	44-56mm	76
13 1/2	122mm	323 - 347mm	305 - 329mm	45-57mm	77
14	123mm	326 - 350mm	308 - 332mm	45-57mm	78

# Our Carewear Last

Our most popular last, the Carewear last provides a comprehensive range of sizes, width fittings and depths.

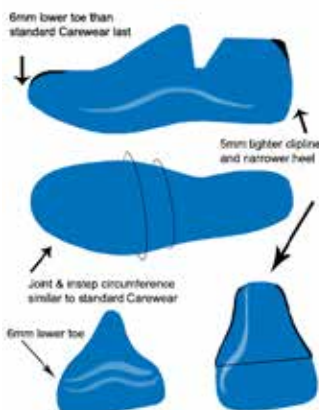
Available as: Standard, Pro-Fit and Extra Deep



## Carewear Standard last

Available in four widths. Narrow, Wide, Very Wide and Super Wide. Women's size 1 to 10. Men's size 4 to 14. Including half sizes.

Allowance for up to 12mm of cushioning.

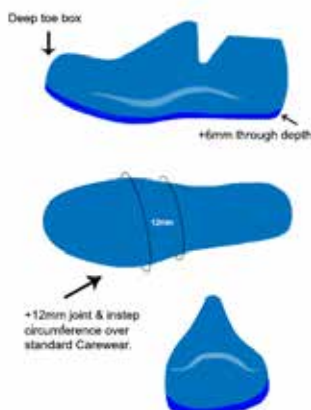


## Carewear Pro-Fit last

The Pro-Fit last features a reduced toe depth (6mm) for an improved cosmetic appearance and a tighter back curve and top line to enhance the fit at the back of the shoe.

The Pro Fit Last retains the Standard lasts joint and instep dimensions, giving patients the width and depth where they need it the most. Available in four widths. Narrow, Wide, Very Wide and Super Wide. Women's size 1 to 10. Men's size 4 to 14, including half sizes.

Allowance for up to 12mm of cushioning.



## Carewear Extra Deep last

Retaining the same toe shape and profile of the Standard last, the Extra Deep version features an additional 6mm depth. Available in four widths, Narrow, Wide, Very Wide and Super Wide. Women's Sizes 1-10 and men's Sizes 4 to 14, including half sizes.

Suitable for more extreme foot problems such as oedema and extra high retracted toes, or where extra cushioning is required with the use of moulded total contact insoles.

Allowance for up to 18mm of cushioning.



# KEN HALL | OPTIONS

## Upper Materials


Leather



Suede & Nubuck



Mix & Match



Vegan



## Sole Units

EVA



Leather



Commando



Wedge



Heel



## Lining Materials

Leather



Plush



## Opening Options

Standard



Low



43

## Collar

Padded




Non-Padded



## Adaptions & Insoles

Insole



Raise



## Fastening

Velcro



Lace



## Toe Bumper

Eva Bumper



Foxing Strip



Available in Black and White

Available in White only

# COLOUR CHART

## Leather | Ultra soft leather when extreme comfort is required



## Nubuck | Soft with a milled finish and tight nap




## Suede | Classic nap finish



44


## Mesh




## Pattern leather




## Patent




## Flexible | Neoprene flexible and durable



## Soft Croc



## Waxy | Robust but with a soft handle for orthopaedic use. Additional colours available on request.




## Grain



## Vegan Material



## Mouldable





DATE		HOSPITAL	
TRUST		CLINICIAN	
ORDER NUMBER		CLINICIAN EMAIL	
PATIENT NAME		CLINICIAN PHONE	

LAST DETAILS				
SIZE & MEASUREMENTS	LEFT	RIGHT	OTHER LAST DETAILS	
SIZE:				
JOINT CIRCUMFERENCE:				
INSTEP CIRCUMFERENCE:				
JOINT WIDTH:				
HEEL WIDTH:			INSOLE / TCI SPECIFICATIONS	
LAST (PLEASE TICK)	LEFT	RIGHT	LEFT	
CAREWEAR	TICK	TICK		
CAREWEAR EXTRA DEEP	TICK	TICK		
CAREWEAR PROFIT	TICK	TICK		
WIDTH (PLEASE TICK)	LEFT	RIGHT	RIGHT	
NARROW	TICK	TICK		
WIDE	TICK	TICK		
VERY WIDE	TICK	TICK		
SUPER WIDE	TICK	TICK		

UPPER DETAILS					
STYLE			OTHER DETAILS		
COLOUR					
FASTENING (PLEASE TICK)	LACE	VELCRO			
	TICK	TICK			
UPPER MATERIAL (PLEASE TICK)	SOFTTEE	CALF	NUBUCK	SUEDE	AS CATALOGUE
	TICK	TICK	TICK	TICK	TICK
LINING MATERIAL (PLEASE TICK)	PLUSH	STRAW	PIG	SHEARLING	
	TICK	TICK	TICK	TICK	
TOE STIFFENER (PLEASE TICK)	WING	FULL	MEMORY	STRONG TOE PUFF	STRONG WING
	TICK	TICK	TICK	TICK	TICK
LEFT HEEL STIFFENER			RIGHT HEEL STIFFENER		

SOLE DETAILS							
SOLE DESIGN (PLEASE TICK)	SEPARATE	WEDGE	SCALLOP	EVA COMMANDO	TRAINER		
	TICK	TICK	TICK	TICK	TICK		
SOLE SPECIFICATIONS	HARD COMMANDO		TICK	BLAKED	TICK	WELTED	TICK





# Ken Hall

01536 522468  
[info@kenhall.co.uk](mailto:info@kenhall.co.uk)  
[www.kenhall.co.uk](http://www.kenhall.co.uk)

Ken Hall Ltd  
Newman Street  
Kettering  
NN16 0TG



/ken-hall



/KenHallLtd



@kenhallfootwear

**MADE IN  
BRITAIN**

Part of  
Bennie

